



OPEN

what's new... in Lexington County

Volume 01
Issue 03
Date June 2018

From the Director

County Economic Development staff is busy working on 48 recruitment and expansion projects representing a potential \$2.73 billion in new investment and 7,576 new jobs. The number of potential projects has increased 12% since January. Simultaneously, staff has managed the development of 3 new industrial parks.

Prospects and expansion of existing operations are tapping into the County's continuous population growth, the availability of a quality workforce, and proximity to markets and ports. Demand continues for new buildings for manufacturing and distribution operations ranging in size from 150-200,000 square feet. The list of prospects includes operations in the following sectors: transportation equipment; primary metals; food processing; building materials; corporate office space; and, energy generation and distribution.

The demand for locations and the siting of new facilities has led to job growth rates that exceed the region and match the States'. In addition, job openings in the County through April are up 30% since January.

The economic outlook through the remainder of 2018 looks bright with nine (9) projects at the decision pending stage.

- J. Michael Eades, CEcD
Director

Every quarter, we will update you on projects and matters impacting the County of Lexington's economic well-being.

The Economic Development staff is responsible for promoting the County of Lexington as a place to locate new job-creating enterprises and to assist enterprises already located in the County in expansion programs. The Department also develops, manages and markets County-owned business parks consisting of more than 500 acres of available fully serviced sites. To learn more or see a list of available buildings and sites visit:

[Lexington County Economic Development](#)

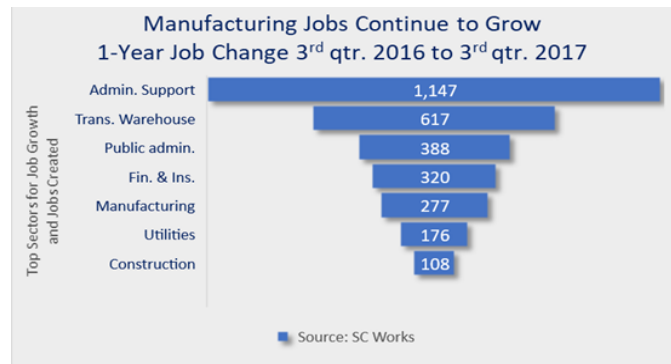
County Economic Development

Not seasonally adjusted County employment in April 2018 was 142,173, up 1,995 or 1.4% since January. April's employment accounted for 37% of total employment in the Columbia MSA.

Comparing the most current available industry data, the top County employment growth sectors from the 3rd quarter 2016 to the 3rd quarter 2017, were: administrative support & waste management; transportation and warehousing; public administration; finance and insurance; utilities, and; construction. See graph below.

Lexington County's 5-year growth in total employment as of April was 10.08%, a greater rate of growth than that of the region. See graph on page 2.

Gross taxable monthly sales in March were \$1.307 billion, down 3.1% from one year ago. 2017 sales were up 0.6% over 2016.



Lexington County Council

- District 1: Scotty "Scott" Whetstone
- District 2: Paul Lawrence "Larry" Brigham, Jr. (Vice Chair)
- District 3: Darrell Hudson
- District 4: Debra B. "Debbie" Summers (Chair)
- District 5: Bobby C. Keisler
- District 6: Erin Long Bergeson
- District 7: Phillip Heyward Yarborough
- District 8: Ned Randall Tolar
- District 9: M. Todd Cullum

County Administrator
Joe Mergo, III



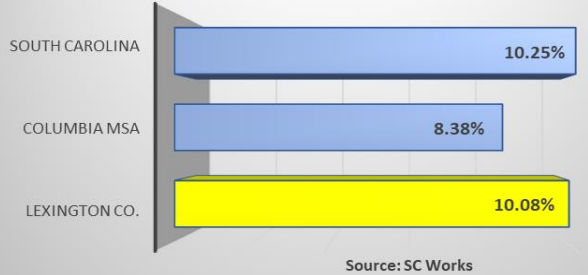
OPEN

what's new... in Lexington County

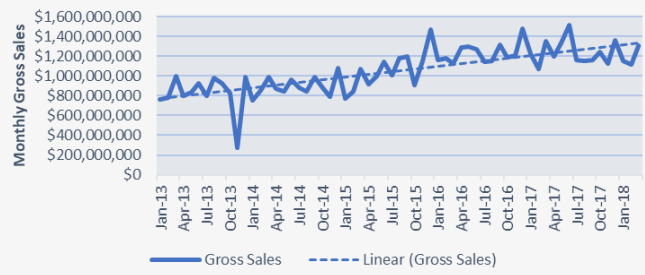
Volume 01
Issue 03
Date June 2018

ECONOMIC UPDATE

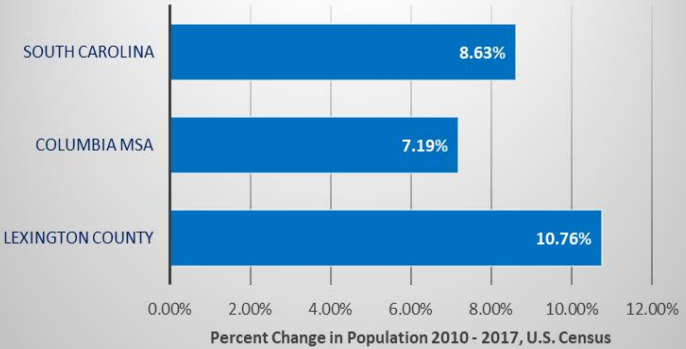
County 5-Year Employment Growth Outpaces Region, 4/2013 compared to 4/2018



County Gross Taxable Monthly Sales continue growth trend



Population Growth Exceeds Region and State



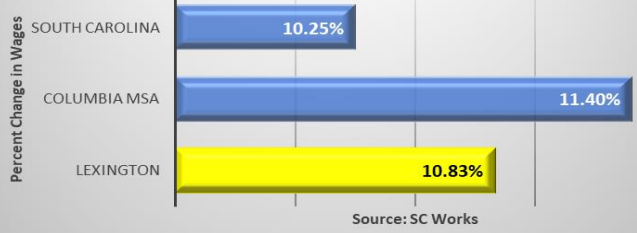
County Gross Annual Taxable Sales



Projects in the Pipeline

The County of Lexington, Department of Economic Development staff is working on 48 active projects, up 4 from last quarter. These projects have an estimated new investment potential of \$2.73 billion, the potential to create 7,576 new jobs, and to generate \$306 million in new annual payroll.

County Exceeds State in 4-Year Change in Average Weekly Wages
3rd Qtr. 2013 to 3rd Qtr. 2017



what's new in Lexington County is our new quarterly newsletter. If you would like to be added to our mailing list, please send an email to: EDinfo@lex-co.com