



OPEN

what's new... in Lexington County

Volume 02
Issue 02
Date June 2019

Announcements Continue in First Half of 2019...Project Pipeline Remains Steady

Since January, the County of Lexington has announced five projects, consisting of three expansion projects and two attraction. These projects will result in \$202.7 million in new capital investment and 585 new jobs. For the fiscal year ending June 30th, the total number of announced projects were 10, resulting in new capital investment for the year of \$242 million and 898 new jobs.

Projects-in-the-Pipeline as of June include a total of 9 active projects with the potential to generate \$505.6 million in new investment and the creation of 1,237 new jobs. An announcement is pending on one project.

Lexington County's labor force has grown at more than twice the rate of the nation in the last 10 years and has substantially outpaced both the State of South Carolina and the Columbia MSA as a whole. In fact, almost 50% of the new entrants into the labor force in the Columbia MSA in the last 10 years reside in Lexington County. In a critically tight labor market, this is a key selling point for the County.

- J. Michael Eades, CECD
Director

Every quarter, we will update you on projects and matters

The Economic Development staff is responsible for promoting the County of Lexington as a place to locate new job-creating enterprises and to assist enterprises already located in the County in expansion programs. The Department also develops, manages and markets County-owned business parks consisting of more than 500 acres of available, fully serviced sites. To learn more or see a list of available buildings and sites visit:

www.lexingtoncountysc.com

Economic Development Briefs

Not seasonally adjusted County employment in April was 144,969, up 3,041, or 2.1% from one year ago. Lexington County's 3-year employment growth was 2.9%, which outpaced the MSA's 1.6% growth in employment. April's unemployment rate was 2.5%, lower than the MSA's (2.8%) and the State's (3.4%).

Comparing the most current available industry data, the top growth sectors in the County from the 4th quarter 2017 to the 4th quarter 2018 were: manufacturing; health care professional, scientific, and technical services; accommodations and food services and; agriculture, forestry, fishing, and hunting.

Gross taxable monthly sales in March were \$1.27 billion, and net taxable sales were \$423 million.

Over \$299 Million in New Investment, 585 Jobs

For YTD in 2019, announced projects include: CMC Steel (E), C. R. Jackson (E), JUUL Labs (N), and Savage Craft Ale (N).

(E) Expansion (N) New

Top Employment Sectors

Based on the most recent available data for employment by sectors, in the 4th quarter 2018 the top 5 sectors and employment were: retail trade (17,258); health care and social services (16,995); accommodation and food services (12,035), manufacturing (11,908); educational services (10,176).

Lexington County Council

- District 1: Scotty "Scott" Whetstone (Chair)
- District 2: Paul Lawrence "Larry" Brigham, Jr. (Vice Chair)
- District 3: Darrell Hudson
- District 4: Debra B. "Debbie" Summers
- District 5: Bobby C. Keisler
- District 6: Erin Long Bergeson
- District 7: Beth A. Carrigg
- District 8: Glen M. Conwell
- District 9: M. Todd Cullum

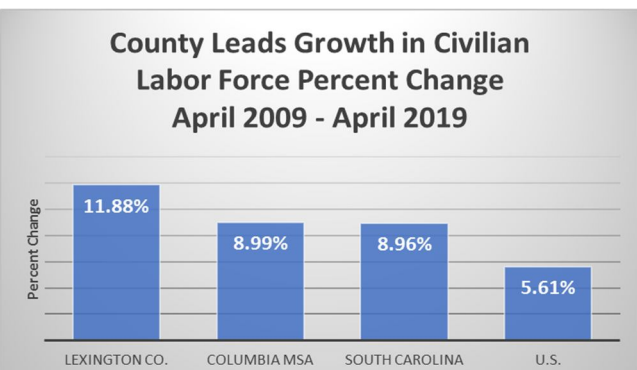
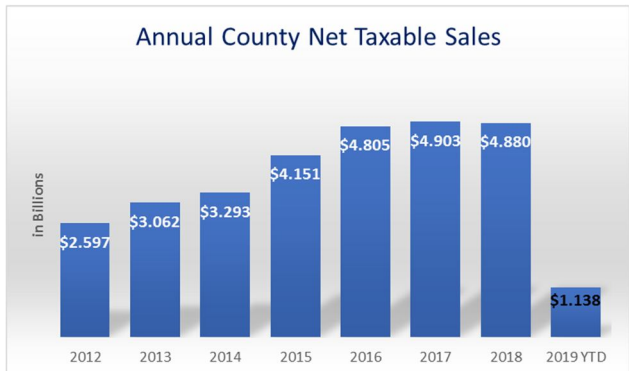
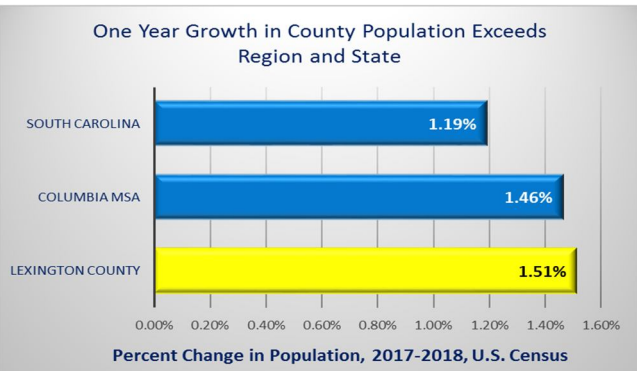
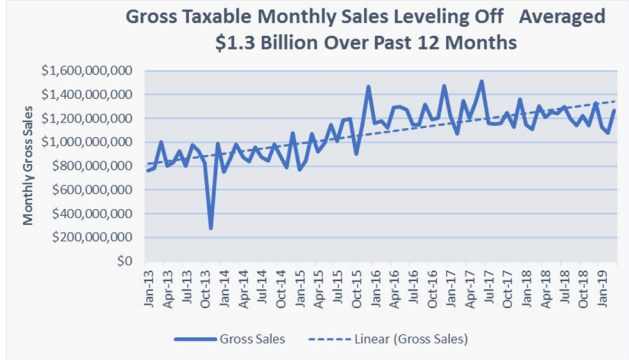
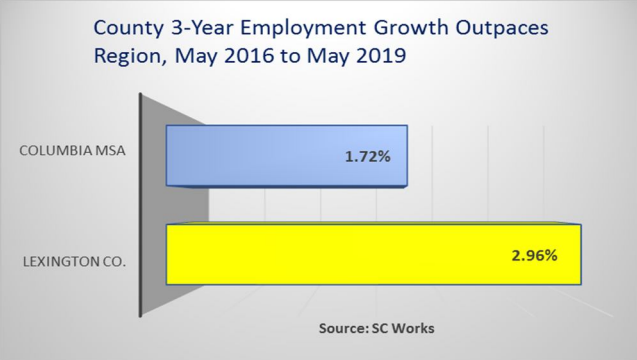
County Administrator
Joe Mergo, III



what's new... in Lexington County

Volume 02
Issue 02
Date June 2019

ECONOMIC SNAPSHOT



What is Economic Development?
 Economic development is attracting and growing businesses, creating and retaining jobs, and making our communities a better place to live. Economic developers are professionals within a community that use various tools to stimulate economic growth while maximizing the best interests of the entire community and finding mutually beneficial solutions for all parties concerned.